


2023
MAR



GULL WINGS NEWSLETTER

Torrey Pines Gulls Radio Control Soaring Society (TPG)

AMA Charter Club 129

Website: www.torreypinesgulls.org

Editor – Dale Gottdank

Message from the President

Inside This Issue

- 1 Message from the President
- 3 Upcoming TPG Events
- 4 Club Meetings, Contests and Activities
Newsletter This Month
- 5 New! TPG is on Instagram!
- 6 News from the Slope
- 11 February TD Contest Report
- 12 February DLG Contest Report
- 15 New Product Announcement!
- 19 Club Membership Update
- 20 Where We Fly – Panoramas
- 21 How We Compete
- 25 What is LSF?
- 28 How We Connect – Google Groups
- 29 RCGroups – Torrey Pines Gulls Forum
- 30 What do YOU think?
TPG Facebook page
- 31 Club Officers and Contact Information
- 32 Photo of the Month Contest
- 37 For Sale/Wanted
- 40 Quote of the Month



Chuck Norris

One of the things that has always fascinated me about unpowered flight is just how many different kinds of soaring there are. We're all familiar with slope and thermal soaring, but maybe you're not aware of just how many ways there are to turn energy borrowed from the environment into our own enjoyment.

On the slope we have aerobatics, slope racing, ultrabatics, dynamic soaring, slope combat, PSS (can someone tell me what this stands for exactly? In my head it's "power scale slope", but that's just my own guess). Within thermal we have thermal duration, hand launch, cross country, aero-tow, triangle racing, electric launch (like F5J); and across all of this we have scale, and woodies, and foamies, and many different variations. I'm sure I've missed a few, and I'd love to hear from you about your favorites.

There are so many ways to enjoy our hobby, but many of us tend to gravitate toward only one or two kinds of flying. I'd like to encourage all of you to try something new. Slopers, pick up a Radian and come out to Poway to try some flat-land thermal soaring, or join us for a foamy

(continued)

Message from the President (continued)

F5J contest. Thermal pilots, check out the scene at Torrey. Pretty much anything in your hangar will fly beautifully there, and the landing zone is one of the best in the world.

For me, I'm going to be participating in our new F3L/RES contest series. If you haven't heard about it, this is a new contest style where you launch 2m "woody" models from hi-starts, fly for up to six minutes, and then do a precision landing. Scores are a combination of flying time plus landing points. What's new and unique about it is that models must be primarily of wood construction, and contest hi-starts are set up to be as similar as possible. It's shaping up to be a lot of fun, but also something that you can get involved in at a pretty modest cost. You'll be hearing more about it in the newsletter as we get the contest series started.

If you're only flying one or two types of soaring, I promise you're missing out on something great. Try something new. You won't regret it!

Chuck



One of our 2022 Foamy Fun Flies (Bob Hirsch photo)

TPG March/April Events

DATE	EVENT	COMMENTS
March 11 th	Scale Planes – Both TPG & TPSSS Fun Fly Day	Torrey Pines Gliderport No Contest Registration Required Fun Fly!
March 12 th	F5J Contest	Perris, CA Will be combined with F5JinLA monthly contest
March 18 th	DLG Contest	Poway Flight Center Register on F3X Vault
April 15 th	Old School Vintage/Classic Woodies – BOTs, Olys, Sagittas...whatever is built-up wood	Torrey Pines Gliderport No Contest Registration Required Fun Fly!
April 15 th	DLG Contest	Poway Flight Center Register on F3X Vault
April 16 th	TD Contest	Encinitas Flight Center Register on F3X Vault
April 22 nd	F5J Fun Fly	Poway Flight Center Register on F3X Vault
April 25 th	Club Virtual Meeting	Zoom link: TPG Virtual Meeting Zoom Link
April 29 th – 30 th	International Handlaunch Glider Festival	Poway Flight Center Register on F3X Vault



George's Strega flyby (Marty Dine photo)

Club Meetings, Contests and Activities

The Torrey Pines Gulls hosts monthly contests, fun-fly events, LSF (League of Silent Flight) Soaring Accomplishment Program, onsite clinics and bi-monthly club meetings.

Our club meetings are currently conducted via Zoom, so it's really easy to join in, chat with flying buddies and hear a great presentation about RC soaring and related topics...**and don't forget our monthly raffle!**

Our last meeting was February 28th, where we enjoyed an excellent presentation by our own Gary Fogel.

Our next club meeting, is scheduled for April 25th at 7:00 pm. We're working on bringing you another year of great presentations and some cool raffle prizes.

Be on the lookout for upcoming meeting details and scheduling for all TPG and related events in the Newsletter and on the Torrey Pines Gulls website at:

<http://www.torreypinesgulls.org> and <http://www.torreypinesgulls.org/calendar/>

Newsletter This Month - Dale Gottdank



Dale Gottdank

Please contribute to our **GULL WINGS NEWSLETTER**

Send pictures, or maybe even an article! It could be just a paragraph with some photos from a great soaring day ...even something interesting you've seen on the internet. I'd like to have the newsletter published by the first week of every month. If there's a project you're working on, don't just post it on RCGroups...share it with your club!

March Issue highlights include:

- **TPG is on Instagram! – page 5**
- **New Product Announcement – CHA Servos from Mike Smith – page 15**
- **Photo of the Month Contest – page 32**

Please send in your articles or photos (communications@torreypinesgulls.org) by the **25th** of each month so they can be included in the monthly newsletter. If there are too many, we'll save them for the next issue. Photos should be in their original, high-resolution format. The newsletter can be found on the Torrey Pines Gulls website at <http://www.torreypinesgulls.org>.

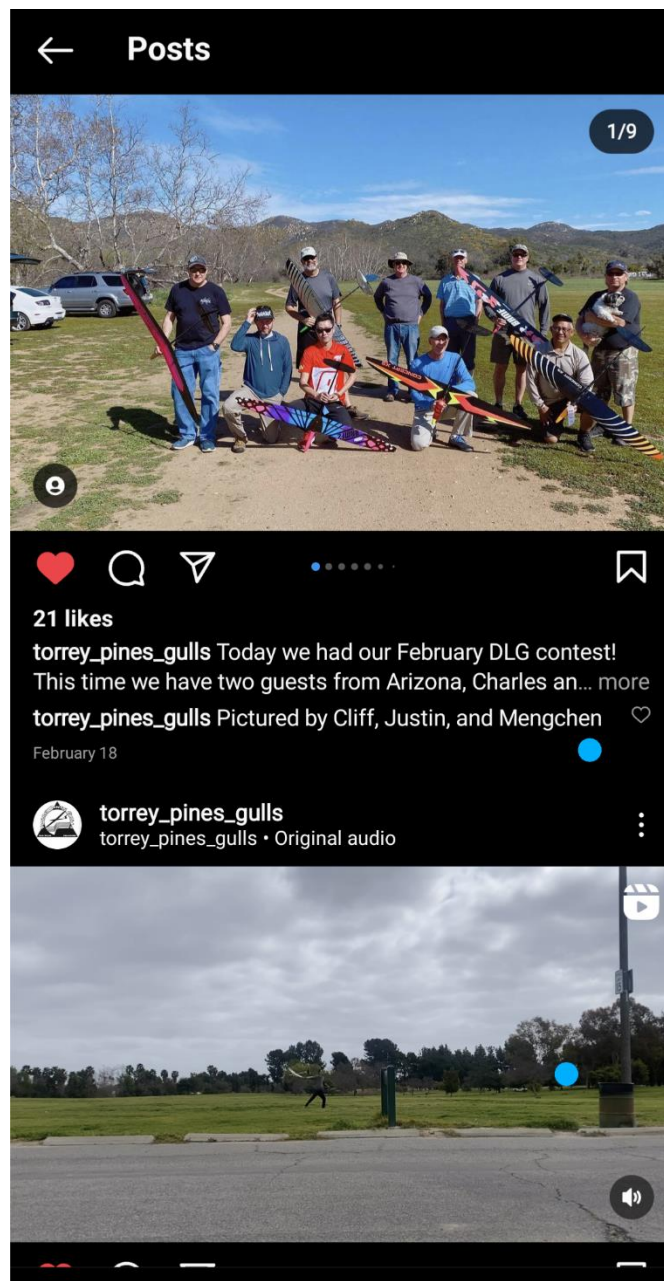


TPG is on Instagram!



TPG's Media Coordinator, Mengchen Li, has created an Instagram account for the Torrey Pines Gulls. If you're already on Instagram, search for [torrey_pines_gulls](#) and click on follow. If you're not on Instagram, well, now's a great time to join!

Also, if you have any photos or videos of your RC soaring activities, contests, builds, fun flies, etc., send them along to Mengchen at media@torreypinesgulls.org and you might find your submittal on a TPG Instagram post.



News from the Slope – Mark Baldacchino, Slope Coordinator



Mark Baldacchino

Happy March, TP Gulls!



We had our Fly n' Swap Fun Fly on February 11th, and all that I can say is, WOW! What a HUGE turnout. I got there about 10:30AM, and with my poor vision, I wondered why I saw so many cars in our parking area. As you'll see the photos below, it was one of the biggest events we've had in recent memory. There were 30+ pilots that showed, and at least half of us were from out of town, including Los Angeles, Orange County, and even Palm Springs. I believe that there were so many pilots due to the favorable wind forecast as well, being in the 12 - 15 MPH range. There were lots of planes being sold for the first couple of hours, then the attention turned to the slope.



A full parking lot early in the morning (Mark Baldacchino photo)

You'll see in the pics below, too, that there was a flag-fence put all the way around the landing zone, because that day there were many new paraglider pilots learning to fly. We had communicated to the Glider Port officials that we were having a Fun Fly, too, and the Flight Director there directed most of their pilots to launch to the south to help keep the window clear. The Flight Director was really on top of it, as he even grounded a couple of PG pilots for not

News from the Slope (continued)

adhering to the window rules. We had no more than six RC pilots flying at once, and I couldn't count how many PGs, hang gliders, and even a full-scale motor glider (that made several passes overhead); so, you can imagine the sky was full! The only incident I knew of was a couple of RC pilots who had a mid-air collision, but all-in-all, it was a fun, safe day to enjoy the world's best slope.



There's the flag-fence I mentioned. (Mark Baldacchino photo)



Lots of great deals being made! (Mark Baldacchino photo)

News from the Slope (continued)



Good thing we expanded the pit area with more AstroTurf! (Mark Baldacchino photo)



A HUGE turn-out. Notice the PGs staying out of the window. (Mark Baldacchino photo)

News from the Slope (continued)

Our next Fun Fly is scheduled for March 11th, and it's all about scale planes. I'm hoping the wind blesses us like it did with the last Fun Fly. Ray Pili, the Soaring Council Chair, has scheduled a meeting out there on the patio of the Glider Port for this same day at 9:00 AM. We're due to meet with the Glider Port officials, and other PG/HG pilots to communicate what is working and any concerns. These meetings have dramatically improved our relationship with the Gliderport folks, and our flying safety and experience. Feel free to join us!!

Speaking of safety, a couple of friendly reminders of protocols that we need maintain as our part of the fun experience equation:

Spotter(s) – All that we really need is one spotter. During this last Fun Fly, one PG announced that they were launching to the south. Well, the RC pilots had that expectation. Shortly after launch, the PG turned north, and surprise! They were directly in front of the mound. If you're not flying, please, please, please pitch in and help spot. All that's needed is to announce to the RC pilots any incoming PGs and HGs, including their incoming direction and a rough altitude. This is an AMA rule as well.

Flying from the cliff's edge – It's perfectly okay to launch from the edge, but as soon as possible, walk back up to the mound/picnic table area. I know it's tempting to stay at the edge because of the beautiful view of the Pacific, but the view of other flying objects is actually much better from the mound. And, as mentioned about a spotter, above, you won't hear the spotter way down by the edge.



Full-scale motor glider over Torrey (Marty Dine photo)

News from the Slope (continued)

TPG Gliderport Schedule for 2023

March 11 th	Scale Planes – Both TPG and TPSSS Fun Fly Day
April 15 th	Old School Vintage/Classic Woodies – BOTs, Olys, Sagittas...whatever is built-up wood
May 13 th	Foamies – Ahis, Alulas, Ka-8's, Radians...If it's foam, this is your day!
June 3 rd	11 th Annual Katie Martin International Tribute. A Bob Martin event for mostly Hobie Hawks: RCGroups
June 10 th	Landing Strip Contest – Get closest to the pin. Ribbons for 1 st , 2 nd and 3 rd
July 8 th	Aerobatics Day – TWF/PWF...Jesters, Ahis, Shrikes; whatever turns on a dime
August 12 th	Fly 'n Swap Again! – A Day to Fly + Swap Meet. Clean out your garage and make room for more birds.
September 9 th	Old School Vintage/Classic Woodies Again! – BOTs, Olys, Sagittas...whatever is built-up wood
October 21 st	Redman Rules & Landing Contest – Ribbons for 1 st , 2 nd and 3 rd . For the uninitiated, Redman Rules involve beer can bowling and limbo line.
November 25 th	No Shopping Saturday – A couple of days after Thanksgiving to get out of the house

See you all out at the Gliderport.
Blue Skies!

Best Regards,

Mark Baldacchino

February TD Contest Report – Tom Watson, CD

The February 12th TD event was our second of the 2023 thermal season. Six pilots registered and we flew four rounds. Temps were in the high 40s when we arrived, and we were unsure how the lift would shape up. Turned out to be mostly normal Encinitas conditions – varying throughout the contest with neutral to buoyant air and sink awaiting if you chose wrong. The on-shore breeze picked up as usual during the last round and created wave-like conditions to the west if you were high and far enough out.

The field was beautifully green all over and freshly mowed. Tasks were 5 – 7 – 9 – 11 minutes, with 100-point tape landings. We had no equipment malfunctions. Erik Larson won, Tom Watson was second, and Arthur Markiewicz third.

The next contest is F5J at Perris with the F5JinLA crew on March 12th. See you there!

Tom Watson
CD



Arthur Markiewicz launching (Cliff Hunter photo)



Mike Smith launching for Tom Watson (Cliff Hunter photo)

#	Pilot Name	Total	Diff	Round 1	Round 2	Round 3	Round 4
1	3 Erik Larson 🇺🇸 🇨🇦	3980.97		997.46	986.17	1000	997.34
2	1 Tom Watson 🇺🇸 🇨🇦	3955.05	-25.92	984.73	978.26	992.06	1000
3	4 Arthur Markiewicz 🇺🇸 🇨🇦	3923.39	-31.66	994.91	994.07	980.95	953.46
4	6 Mike Smith 🇺🇸 🇨🇦	3818.19	-105.20	1000	1000	830.16	988.03
5	5 Steve Hurd 🇺🇸 🇨🇦	2882.12	-936.07	977.10	970.36	384.13	550.53
6	2 Clifford Hunter 🇺🇸 🇨🇦	2351.85	-530.27	755.73	837.94	411.11	347.07

February TD Contest Report (continued)



Cliff Hunter and Erik Larson



Arthur Markiewicz and Steve Hurd



Mike Smith and Tom Watson

February DLG Contest Report – Cliff Hunter, CD

Thanks to all 14 pilots that attended and helped make it a great day of flying. The weather was great and the field conditions were like a park...all green. We were able to get in 6 rounds. We started about 9:15 and finished about 1:30.

- Round 1 was Task H: 1,2,3,4 minutes. We had 3 pilots get 1,000 point rounds.
- Round 2 was Task M: Huge Ladder (three flights 3,5,7). We had 3 pilots get 1,000 point rounds.
- Round 3 was Task B: Last two flights; 3 min max 7 minute working time. We had 5 pilots get 1,000 point rounds.
- Round 4 was Task A: Last flight (5:00 max). We had 4 pilots get 1,000 point rounds.
- Round 5 was Task C: All up last down (3:00 Max) x 3. We had 5 pilots get 1,000 point rounds.
- Round 6 was Task G: Five longest (2:00 Max). We had 3 pilots get 1,000 point rounds.

Round 2 was the most difficult task. No one nailed the Huge Ladder time of 3-minutes, 5-minutes and 7- minutes for total of 15 minutes.

We had two TPG members from Arizona who flew, Edward LaCroix and Charles Martin and one TPG member from Rancho Cucamonga, CA, Ron Rossetti. The rest of the pilots live in San Diego County.



The Winners! l-r) Mengchen Li (1st), Edward LaCroix (2nd) and Ray Pili (3rd) (Cliff Hunter photo)

February DLG Contest Report (continued)



The pilots (Cliff Hunter photo)

Rounds (1-6)

#	Pilot Name	Total	Diff	Completed Rounds (No Drops In Effect)					
				Round 1	Round 2	Round 3	Round 4	Round 5	Round 6
1	5 Mengchen Li 🇨🇳	5982.4		982.4	1000	1000	1000	1000	1000
2	10 Edward LaCroix 🇺🇸	5846.2	-136.2	1000	950.0	935.6	1000	1000	960.6
3	14 Ray Pili 🇺🇸	5633.6	-212.6	992.3	775.6	868.6	1000	1000	997.1
4	3 Justin Tolman 🇺🇸	5522.0	-111.6	1000	876.0	1000	646.0	1000	1000
5	2 Charles Martin 🇺🇸	5461.1	-60.9	934.0	1000	1000	757.0	854.3	915.8
6	13 Ron Rossetti 🇺🇸	5154.5	-306.6	817.2	491.3	860.8	1000	992.2	993.0
7	8 John McNeil 🇺🇸	4352.3	-802.2	859.4	676.9	760.0	306.0	841.5	908.5
8	9 Don Lochhead 🇺🇸	3961.6	-390.7	586.9	730.0	594.4	302.3	1000	748.0
9	15 Scott Mccurdy 🇺🇸	3923.9	-37.7	554.7	468.1	865.6	617.0	561.7	856.8
10	7 Gary Fogel 🇺🇸	3880.0	-43.9	1000	1000	1000	880.0	0.0	0.0
11	12 Gary Legerton 🇺🇸	3773.5	-106.5	519.2	293.3	1000	531.7	429.3	1000
12	1 Clifford Hunter 🇺🇸	3369.4	-404.1	503.5	514.4	463.9	541.0	602.6	744.0
13	11 Dale Osborn 🇺🇸	2069.8	-1299.6	733.0	539.9	796.9	0.0	0.0	0.0
14	4 Chuck Norris 🇺🇸	0.0	-2069.8	0.0	0.0	0.0	0.0	0.0	0.0

New Product Announcement – CHA Servo USA – Mike Smith

CHAServo USA – New servos to fit your models – work extremely well – won’t break the budget.

I am currently importing CHAServos to the US. The manufacturer is the same company that makes KST. This spinoff is being spearheaded by Roland Sommer and Walther Bednarz in Germany. You know these two guys as two past champions and huge supporters of the IHLGF. They wanted true 6mm servos with great performance and multiple mounting and voltage options first to fit their F3K models. The first batch of servos produced are the 6mm thick HV06 and LV06 families. The HV series is designed to handle 6 to 8.4 volts and the LV series is designed for low voltage like single cell lipo Rx batteries. Have a look at the images and data sheets below.



HV06



HV06N



HV06H



LV06

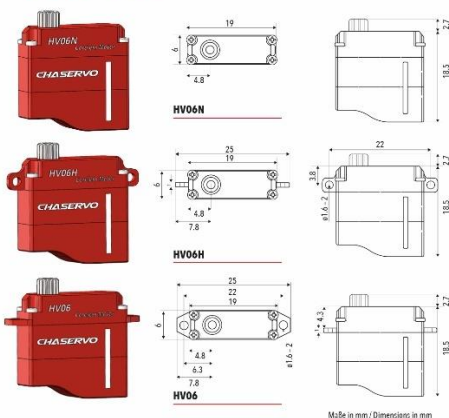


LV06N




LV06H

HV06 15T 6mm HV Servo



Performance



Chaservo

Ob Wettbewerb, Training oder Zeitvertrieb – auf die Komponenten muss jederzeit Verlass sein. CHASERVO liefert weltmeisterliche Performance und höchste Verarbeitungsstandards zu Budgetfreundlichen Konditionen. Damit dem nächsten Triumph nichts mehr im Wege steht.

Whether competition, training or pastime - the components must be reliable at all times. CHASERVO delivers world-class performance and the highest standards of workmanship at budget-friendly conditions. So that nothing stands in the way of the next triumph.

Servo Data

Rated Voltage	DC 8.4V
Voltage Range	DC 6V - 8.4V
Stalling Torque	15N.cm@6.0V
	20N.cm@7.4V
	24N.cm@8.4V
No load Speed	0.07sec/60°@6.0V
	0.06sec/60°@7.4V
	0.05sec/60°@8.4V
Default Travel Angle	±60° = 120° Total travel
Working Frequency	1520us/20KHz
Operating Temperature Range	-10°C ... +65°C
Case Material	Aluminum Alloy
Motor Type	Coreless DC Motor
Gear Set Material	Hardened Steel
Position Sensor	Potentiometer
Programmable	YES

CHASERVO

Ball Bearing	2BB
Case Dimensions	19mm*6mm*18.5mm±0.2mm
Weight	5.8g ±10%

Command Signal / PWM Interface

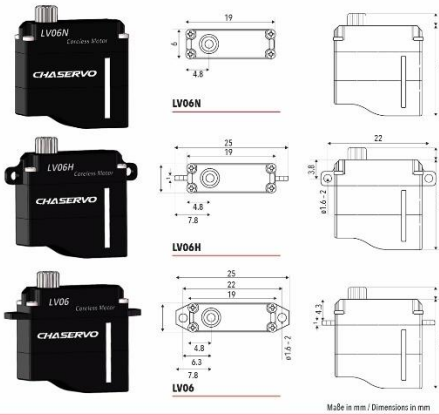
Signal voltage level	HIGH:min.3.3V,max.5.0V Low:min.0.0V,max.1.5V
Pulse range	900us-2100us
Pulse Corresponding Angle	1000us/1500us/2000us

Electrical Connection


	1	Orange	PWM	PWM Command Signal
	2	Red	DC+	Supply Voltage
	3	Brown	DC-	Supply Ground, Signal Ground

New Product Announcement – CHA Servo USA (continued)

LV06 15T 6mm LV Servo



Performance



Chaservo

Ob Wettbewerb, Training oder Zeitvertreib – auf die Komponenten muss jederzeit Verlass sein. CHASERVO liefert weltmeisterliche Performance und höchste Verarbeitungsstandards zu Budgetfreundlichen Konditionen. Damit dem nächsten Triumph nichts mehr im Wege steht.

Whether competition, training or pastime – the components must be reliable at all times. CHASERVO delivers world-class performance and the highest standards of workmanship at budget-friendly conditions. So that nothing stands in the way of the next triumph.

Made in mm / Dimensions in mm

Servo Data

Rated Voltage	DC 4.2V
Voltage Range	DC 3.3V - 5.0V
Stalling Torque	9N.cm@3.3V
	13N.cm@4.2V
	17N.cm@5.0V
No-load Speed	0.077sec/60°@3.3V
	0.066sec/60°@4.2V
	0.055sec/60°@5.0V
Default Travel Angle	±60° = 120° Total travel
Working Frequency	1520us/20KHz
Operating Temperature Range	-10°C ... +65°C
Case Material	Aluminum Alloy
Motor Type	Coreless DC Motor
Gear Set Material	Hardened Steel
Position Sensor	Potentiometer
Programmable	YES



Ball Bearing	288
Case Dimensions	19mm*6mm*18.5mm±0.2mm
Weight	5.8g ±10%

Command Signal / PWM Interface

Signal voltage level	HIGH:min.3.3V,max.5.0V Low:min.0.0V,max.1.5V
Pulse range	900us-2100us
Pulse Corresponding Angle	1000us/1500us/2000us

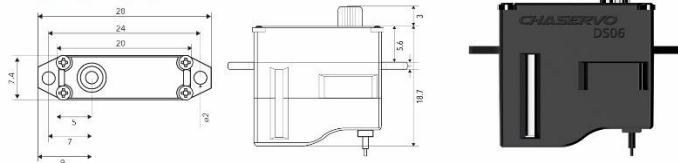
Electrical Connection

	1	Orange	PWM	PWM Command Signal
	2	Red	DC+	Supply Voltage
	3	Brown	DC-	Supply Ground, Signal Ground

www.chaservo.de

Along with these 6mm servos, we have a slightly larger wide voltage servo called the DS06. It is a plastic case, normal mounting tab servo. While not 6mm like the LV and HV series, these little servos take up less space than the MKS or KST micros and are all metal gears with a much lower price. Performance still stacks up well too. Data sheet below:

DS06 15T 7,4mm Digital Servo



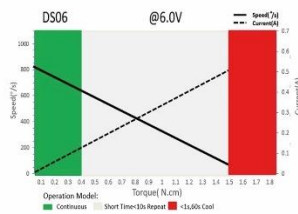
Performance Champion

Ob Wettbewerb, Training oder Zeitvertreib, auf die Komponenten muss jederzeit Verlass sein. CHASERVO kombiniert weltmeisterliche Performance und Verarbeitung - damit dem nächsten Triumph nichts mehr im Wege steht.

Whether competition, training or pastime. The reliability of the components is what counts. CHASERVO combines world-champion performance and workmanship - so nothing stands in the way of your next victory.

Präzise. Aus Prinzip.

Precise. On principle.



Made in mm / Dimensions in mm

Servo Data

Rated Voltage	DC6.0V
Voltage Range	DC3.5V-6.4V
Stalling Torque	0.8N.cm@3.8V
	1.5N.cm@6.0V
	1.8N.cm@8.4V
No-load Speed	0.12sec/60°@3.8V
	0.08sec/60°@6.0V
	0.07sec/60°@8.4V
Blocking current	0.58A@6.0V
Rated torque	0.4N.cm@6.0V
Rated current	0.22A@6.0V
Rated speed	0.20sec/60°@6.0V
Operating frequency	1520us/20KHz
Default angle	±60° = 120°
Operating temperature	-10°C - +65°C
Soft Start	Yes



Programmable	Yes
Ball Bearing	288
Case Material	High-strength technopolymer
Motor Type	Hollow Cup DC Motor
Gear Material	Hardened steel gears
Position Sensors	Potentiometer
Dimension / Weight	20mm*7.4mm*18.7mm±0.2mm / 6g

Command Signal / PWM Interface

Signal voltage level	High level:min.3.3V,max.5.0V Low level:min.0.0V,max.1.5V
Pulse range	900us-2100us
Pulse Corresponding Angle	-60°/0°/+60°
	1000us/1500us/2000us

Electrical Connection

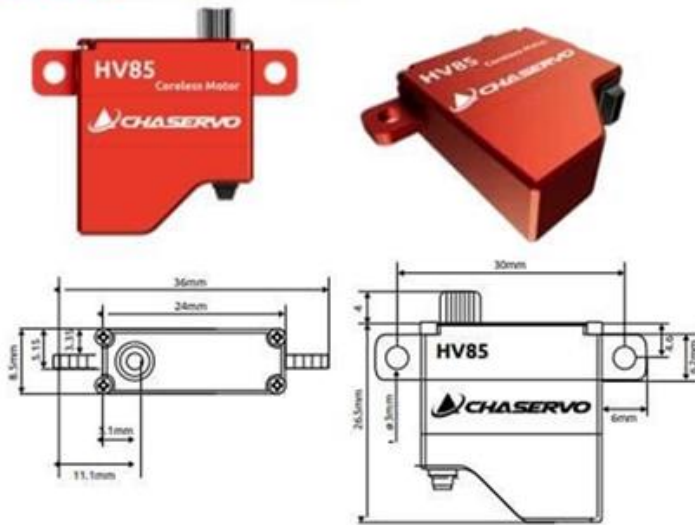
	1	Orange	PWM	PWM Command Signal
	2	Red	DC+	Supply Voltage
	3	Brown	DC-	Supply Ground, Signal Ground

I am sure you saw the torque specs listed as N/cm. I know, that's not a measurement most of us are familiar with, but if you just multiply that number by 1.4161, you'll get oz-in. The HV06 at 8.4 volts, provides a nice little 24N-cm or 33.99 oz-in. The LV06 series calcs out to push 13N-cm or 18.41 oz-in on a single cell lipo! Speed and centering are both top-tier as well. You really have to see these little guys to appreciate their size. With these servos new installation options are opened up, such as elevator and rudder servos in the tails of F5J, F3F, F3b and other notoriously thin locations.

New Product Announcement – CHA Servo USA (continued)

As of this writing, there are only a handful of guys with these servos installed and flying. Mark Triebes, a glider designer developing a new F3F model installed the HV06h in the V-tails. Charlie Morris is flying his electric Concept CX5 with the HV06 servos. US F3K team pilot Joe Dougherty has two new CX5's being built right now that will have DS06 and LV06 servos installed and competing at the WC! Our own Cliff Hunter has some going into his new RES gliders too. More people are seeing these and showing interest, so expect to see more and more CHAServo installations out at the field soon. I will be installing all CHAServos in my new PhoenixDF gliders for the World Champs in Bulgaria in August this year. I intend to use HV06H in the tails (rudder and elevator) and for the ailerons. As for the flaps, I will be using our new HV85. Check out the image and data sheet:

HV85 8.5mm 10kg HV Servo



HV85 – Abmessungen

Servo Daten

Nennspannung	DC 7.4V	Programmierbar	Ja
Spannungsbereich	DC 6V – 8.4V	Kugellager	Doppelkugellager
Stalling Torque	6.5 kg-cm @ 6.0V	Abmessungen	24mm x 8.5mm x 26.5mm
	8.2 kg-cm @ 7.4V	Gewicht	14g
	9.8 kg-cm @ 8.4V		
Leerlauf-Geschwindigkeit	0.16sec/60° @ 6.0V	Steuersignal / PWM-Schnittstelle	
	0.12sec/60° @ 7.4V	Signalspannungspiegel	Hoch: min. 3.3V, max. 5.0V Niedrig: min. 0.0V, max. 1.5V
	0.11sec/60° @ 8.4V	Impulsbereich	900µs-2100µs
Standard-Winkel	±100° = 200°	Impuls-Winkel bei -60°/0°/+60°	1000µs/1500µs/2000µs
Betriebsfrequenz	1520µs/333Hz	Elektrische Anschlüsse	
Betriebstemperatur	-20°C ... +65°C		1 Orange PWM PWM-Steuersignal
Gehäuse-Material	Aluminiumlegierung		2 Rot DC+ Versorgungsspannung
Motor Typ	Coreless DC		3 Braun DC- Versorgungsmasse, Signalmasse
Getriebe Material	Gehärteter Stahl		
Positionssensoren	Potentiometer		

Now these stats are reporting torque in kg-cm. So, to get this number into oz-in you have to multiply by 13.887. So this HV85 hits you with 136.1 oz-in of torque in a case smaller than the KST and MKS wing servos. Check this power against the others too. You'll be surprised. You'll find they are lighter too. As with the HV06 and LV06 servos, this is a metal case, metal gear servo.

New Product Announcement – CHA Servo USA (continued)

The manufacturer is committed to producing servos that meet the needs of hobbyists like us and others that are looking for something a little different and more specialized. We have many other servos in development too. I will let you all know as the new ones come out.

The distribution team is also committed to providing you with the best customer support and feedback. We have a Facebook page dedicated to comments, questions, problem reports and fast feedback. Search for CHAServo on Facebook to see what's up so far. The hope here is that people can voice their thoughts and issues in a public forum to allow all to see what's going on. We really want to have a transparent experience with the use of these servos so problems if any can be relayed as quickly as possible to fix them on future productions and get your model back out for some more fun. Nobody is doing this and we really hope it works out for everyone using these servos.

Where can you get them? As of now, Soaring USA has the largest supply. They have all of the HV and LV series except for the N or no-tabs versions. They also have a small stack of the HV85's. Also, you can get them in town here at Discount Hobby Warehouse. If you have someone on the east coast that is looking for some HV06h servos, Atlanta Hobby has a small batch, but not the other versions yet.

How much do they cost? The minimum advertised price for these servos are as follows:

DS06 \$32

HV06 (all versions) \$53

LV06 (all versions) \$53

HV85 \$64

The next shipment of servos will see a price change for the DS06, HV06 and LV06. They are expected to retail at \$35, \$57, \$57 respectively. Get them now and save a little money. If you are interested in learning more about these new servos, please reach out. I usually have some with me at the field, so please ask to see them.

Retailer link: <https://www.soaringusa.com/chaservo-hv06H.html>

Call Discount Hobby Warehouse for availability. They have stock of the full line available.

Please contact me if you have any questions and please make sure your favorite retailer knows you want them and you want to buy CHAServos from them. They can contact me to get stocked up.

See you guys out at the field.

Mike Smith

Club Membership Update – Cliff Hunter



Cliff Hunter

Hello Gulls,

For the 2023 calendar year, the club membership is **106**. That is great news! Please **renew your TPG Membership for calendar year 2023. Gate locks for 2022 have been removed.** Please use the link below when joining as a new member or renewing an existing membership. Fill out the registration form completely and pay using PayPal, credit card or check. If you have not signed up for the TPG Google Group, you will be sent an individual email when becoming a member.

<http://www.torreypinesgulls.org/membership/>

Membership Activity Summary as of February 19, 2023

The table below is a summary of lifetime members, new and renewed full members, and youth members; based on completed registration forms received to date.

2023 Membership		
Date	Since Last Report	Total as of 1/22/2023
New and Renewed Members	44	106
Google Group as of 12/19/2022		158

Membership Processing

Please use the link below when joining as a new member or renewing an existing membership. Fill out the registration form completely and pay using PayPal, credit card or check. Current members will receive a renewal notice using the TPG Google Group email process. If you have not signed up for the TPG Google Group, you will be sent an individual email.

<http://www.torreypinesgulls.org/membership/>

All new and renewing members will receive a membership card and key (if requested, for Encinitas and Poway). The key provides access to the gates at our Encinitas and Poway flying sites. Members who fly at the Torrey Pines Gliderport and are Gliderport rated will receive a club lanyard from a club representative at the Gliderport. Members must wear the lanyard with the membership card attached when flying at the Gliderport, for safety reasons. Remember, you must have a current AMA membership to join TPG. To join AMA, follow this link:

<https://join.modelaircraft.org/torreypinesgulls/>

Please contact me at: membership@torreypinesgulls.org if you have not received your membership materials or have any membership-related questions.

Club Membership Update (continued)

Annual Membership

TPG's membership period is January 1st through December 31st. Renewals begin November 1st of each year.

Club Dues are as follows:

- **Full Members** – \$60 per year
- **Youth Members** (19 years or younger) – \$5 per year
- **Student Members** (full-time) – \$30 per year
- **Work Credit** You will receive a credit of up to \$20 on your annual dues; \$10 per each half-day working at any TPG flying field. When filling out your registration form, there is a place to input your hours/credit.

New members joining in the first six months of the year pay the full rate. Those joining in July through September pay half the applicable rate. If you are a new member joining in October through December, you pay the full rate, but your membership is considered paid through the end of the following year.

You can get more detailed information regarding your yearly membership benefits by using the following link: [Torrey Pines Gulls Membership Guide](#), which will provide answers to many of your questions regarding Torrey Pines Gulls activities. Also review the TPG Club Bylaws for more information at: [Club Bylaws](#)

Cliff Hunter

Membership Chairman

membership@torreypinesgulls.org

760-703-4497 cell

Sample Membership Card



Note: TPG membership information will not be shared or sold and will only be used to contact members for purposes of TPG business.

Where We Fly – Panoramas – Ian Cummings

Here are Ian Cummings' immersive panoramas of our world class flying sites; the world-famous Torrey Pines Gliderport, Poway Flight Center, where each year the club sponsors the IHLGF (International Hand Launch Glider Festival) and the Encinitas Flight Center. Clicking on the pictures takes you to our sites:

Click on this photo to visit the Torrey Pines Gliderport.



Click on this photo to visit the TPG Poway Flight Center.



Click on this photo to visit the TPG Encinitas Flight Center.



How We Compete

Thermal Duration / F5J Contest Series



Tom Watson

Thermal Coordinator – Tom Watson

For Thermal Duration and F5J contest dates, check the calendar on the Torrey Pines Gulls website:

<http://www.torreypinesgulls.org/calendar/>

For contest rules, check the following link on the Torrey Pines Gulls website:

<http://www.torreypinesgulls.org/torrey-pines-gulls-thermal-competition-rules/>

Also, be sure to subscribe to the RCGroups 2023 TPG TD & F5J contest schedule thread for the latest contest news:

<https://www.rcgroups.com/forums/showthread.php?4241075-2023-Torrey-Pines-Gulls-TD-F5J-contest-schedule>

or contact Tom Watson at thermal@torreypinesgulls.org

Hand Launch / DLG / F3K Contest Series



Justin Tolman

DLG Coordinator – Justin Tolman

For DLG contest dates, check the calendar on the Torrey Pines Gulls website: <http://www.torreypinesgulls.org/calendar/>

For information, contacts, rules, etc. for past and upcoming Hand Launch/DLG contests, check the following link on the Torrey Pines Gulls website: <http://www.torreypinesgulls.org/discus-launch-glider-series/>

Also, be sure to subscribe to the RCGroups 2023 Torrey Pines Gulls DLG Contest/Clinic Series thread for the latest contest news:

<https://www.rcgroups.com/forums/showthread.php?4260691-2023-Torrey-Pines-Gulls-DLG-Contest-Clinic-Series>

or contact Justin Tolman at dlg@torreypinesgulls.org

How We Compete (continued)

F3L/F3-RES Contest Series



Gary Fogel

Recently, the Federation Aeronautique Internationale (FAI) approved a new contest format for hi-start launched thermal soaring with rudder-elevator-spoiler (RES) aircraft. This type of event had been flown for many years as F3-RES but its formalization as the new "F3L" program for "RC thermal gliders RES" was approved in 2021. The rules for this can be found in the current FAI Sporting Code for Aeromodeling under Volume F3 Soaring.

https://www.fai.org/sites/default/files/sc4_vol_f3_soaring_22.pdf

A goal of the F3L program is to serve as a low-cost introduction to RC soaring competition that is achievable even for those who have average skills.

F3L has been gaining in popularity in the US, and our recent virtual club meeting in late 2022 on the topic by Corky Miller and Larry Jolly inspired many to try it out. So, in 2023 we have established a new F3L program with quarterly contests. We will be using the FAI rules and have year-end trophies for open and sportsman classes. Contests will be held at the Encinitas Flight Center with pilots meeting at 8:45am, first launch at 9:00am. A small entry fee will be required to help offset the costs of club equipment. Additional information will be forthcoming on the RC Groups TPG F3L contest thread:

<https://www.rcgroups.com/forums/showthread.php?4259523-2023-Torrey-Pines-Gulls-F3L-%28F3RES%29-contest-schedule>

Come join us at the quarterly contests on Feb 25th, June 3rd, August 26th and November 4th. The year's series events may be found on [F3X Vault](#).

Come join us at the quarterly contests on Feb 25th, June 3rd, August 26th and November 4th. If you would like to be added to a TPG-internal email chain focused on F3L, please let me know: garyfogel@gmail.com

How We Compete (continued)

F5J Fun Fly and Contest/Clinic Series



Don Lochhead

Want to get into F5J, but not quite sure how do it? Or maybe you have a Radian in your hanger and are looking for an excuse to get out for a bit of fun-flying. Then come on out to the Poway field and check out one of our F5J Fun-Fly events.

We started out calling this a foamy event because the Night Radian was (and continues to be) the most popular plane to fly. However, we began simply calling it an F5J Fun Fly, because any glider under 2 meters that can be flown to the F5J rules as we apply them at Poway is welcome. This is a fly-what-you-got type event, so everything from a vintage Easy Glider to a brand-new Yellow Jacket is welcome.

We configure the field with landing tapes and the sound system to get as close to full-up F5J flying as possible. To maximize everyone's flying time, we reduce the flight window to 7 minutes. This is a very low-key meet-up and everyone is welcome no matter what your skill level.

For 2023 we have three remaining events scheduled: April 22, July 29 and October 28. Pilots meeting is at 8:45 with first up at 9 am. We typically fly five or six rounds, finishing up by noon. The event is free to TPG members and \$5 for guests. We do ask everyone to pre-register on the F3X Vault so we know how many pilots to expect and can run the matrix ahead of time.

https://f3xvault.com/?action=event&function=event_view&event_id=2602

We are hoping that these events will help to introduce new pilots to what TPG has to offer. See you at our next F5J Fun Fly. Whatever you bring, you are sure to have a great time. If you have been thinking about getting into F5J, but were not sure where to start this is the event for you.



January 2023 F5J Fun Fly (Bob Hirsch photo)

What is LSF? – Gary Fogel



Gary Fogel

The League of Silent Flight (LSF) <https://www.silentflight.org/> is the special interest group (SIG) representing RC soaring to the Academy of Model Aeronautics. LSF has its own lengthy and important history, having first been conceived of in Northern California over 50 years ago, and helps arrange the annual RC soaring Nationals at Muncie, Indiana each summer. Additional info on its history can be found here: <http://www.silentflight.org/images/documents/lfstory.pdf>

In addition to this, LSF has two types of Soaring Accomplishment Programs (SAPs) that encourage personal skill development in the sport and are fun! There is an SAP that is strictly for RC soaring (the oldest and original SAP) and with the advent of electric launch methods, an eSAP was added more recently that duplicates the original SAP but with the use of electric motors for launch.

Each SAP consists of a series of five levels of achievement with increasing difficulty (Figure 1). The levels involve slope and thermal soaring, spot landings, cross-country flights and participation at contests. A pilot needs to achieve Level I before proceeding to Level II and so forth all the way up through Level V.

Requirements	Primary	Intermediate			Advanced
Level	I	II	III	IV	V
Thermal Duration	5 min.	15 min.	30 min	1 hr	2 hrs.
Slope Duration	15 min.*	1 Hr.*	2 hrs.*	4 hrs.*	8 hrs.
Precision Spot Landing	5 landings 3m (9.84 ft) or less	10 landings 1.5m (4.92 ft. or less)	None	None	None
Goal and Return	None	None	1km (0.62 mi.)	2km (1.24 mi.)	10km(6.2 mi)
Competition	None	6 contests** w/ 1 place or 3,000 pts	6 contests** w/ 2 place or 4,500 pts	6 contests** w/ 2 places and 1 win or 6,000 pts	6 contests** with 12,000 points including 3 wins

Fig. 1. The requirements for the LSF SAP and eSAP levels of achievement. (Source: <https://www.silentflight.org/index.php/lsf-program/lsf-tasks>)

The people who originated the program in the 1970s arranged it such that it was easy for novice pilots to attain Level I with minimum effort. However, as pilots proceed through intermediate levels, they have to attend contests (with increasing number of total contestants per contest to qualify) and accumulate points (and/or wins). For instance, for Level II a contest can be as few as five participants, whereas by Level IV the contest has to be at least 15 participants. This requirement helps drive interest in contests as they are crucial towards proceeding to the next level. Those interested in the LSF program help foster contest development.

What is LSF? – (continued)



Similarly, pilots who regularly hone their skills at contests generally improve in overall performance and over time, seek increasingly different and difficult tasks. By the time a pilot achieves Level IV, the Level V tasks can feel daunting. A 2-hour thermal duration flight. An 8-hour slope duration flight (some refer to this as the “bladder test”). A goal and return cross-country flight of 6.2 miles out and 6.2 miles back. Its longer than it seems. And Level V requires 3 contest wins at large contests over 20 participants. These days it can be hard to find contests of this size, and the requirement to win them really means the pilot has to be on the top of their game. It can take years or decades for a pilot to complete Level V. Some pilots never do complete Level V; in fact, only 138 people in the history of the program have done so.

So how do you get started? It's **EASY**. Firstly, go to:

<https://www.silentflight.org/index.php/lsf-program/lsf-tasks>

and print out a copy of the voucher form. Choose the path you wish (SAP and/or eSAP)

Bring the appropriate voucher with you to any of our many TPG events in 2023 and participate! If, for instance, you are flying in an F5J contest, each landing can be considered as a spot landing for the Level I and II requirements. Even the contest flights can have sufficient time to satisfy Level I requirements. Whenever you do make an achievement, have the contest director or your timer sign your form as a witness. We have Torrey Pines Gliderport (and other slopes) at our disposal – easy to get a 15 min slope flight with your buddies.

Once you've completed all of the Level I tasks, submit the completed voucher to LSF Secretary John Marien at john@ne-aero.com as a pdf scan or photo that clearly shows the witness signatures. John will then review your voucher and email you your acceptance or rejection of the voucher submission. If for some reason your voucher is rejected, you will have to adjudicate rejections with John.

A question then – who in the TPG has what LSF levels in SAP and eSAP? Well, we collect that information as a part of membership renewal. The Table on the following page provides the current LSF Levels for those who indicated so on their membership forms. This can (and should!) of course change over time.

Note that we have 10 members who are Level I. It doesn't take much for them to get to Level II. At the other end of the spectrum, we have 8 members who are Level IV. It's going to take some teamwork to get them to Level V. In between we have lots of pilots who can benefit by flying in our contests or getting out for some slope duration at Torrey, etc. If you aren't on the list and have achieved an LSF level, please let me know.

What is LSF? – (continued)



Last Name	First Name	SAP	eSAP
Blodgett	Edward	Level I	
Brooksby	Chris	Level I	
Butler	Alan "Moose"	Level I	
Hanson	Craig	Level I	
Houck	Greg	Level I	
Hunter	Cliff	Level I	
Lochhead	Donald	Level I	
McFarland	Dan	Level I	
Metzdorff	Eric	Level I	
Ungar	Kyle	Level I	
Cummings	Ian	Level II	
Cummins	Dan	Level II	
Hanson	Kirk	Level II	
McNeil	John	Level II	
Miller	Corky	Level II	
Pili	Ray	Level II	Level I
Redman	Mike	Level II	
Rozek	Dieter	Level II	
Kiesling	Thomas	Level III	
Norris	Charles	Level III	
Verzuh	Mike	Level III	
Ward	Les	Level III	
Warner	Garth	Level III	
Clerx	Ben	Level IV	Level I
Condon	Steve	Level IV	
Fogel	Gary	Level IV	Level II
Hall	Dave	Level IV	Level I
Schafer	Chris	Level IV	
Smith	Mike	Level IV	
Throop	Terry	Level IV	
Watson	Tom	Level IV	

How many Level increases can TPG members achieve in 2023 for either SAP or eSAP? Feel free to reach out to me or others on this list and they will be pleased to help recommend some strategies or serve as a witness if they can for your achievements. If there is interest, we could arrange special LSF days; however, at present, none are scheduled for 2023. Use our many contests and fun flies as a way to help advance in these programs. Just be sure to bring your vouchers and if necessary, arrange in advance for the proper number and type of witnesses so they can sign your form afterwards.

Want to find out more? Check out the LSF program at:
<https://www.silentflight.org/index.php>.

How We Connect – Google Groups

Don't forget to join



For all current and recently joined TPG members:

In order to maintain a line of communication among members, we have a TPG Google Group. Please make sure that our club Membership Chairman has your current email address. You can confirm this by contacting membership@torreypinesgulls.org. If you are not already a member of the TPG Google Group, you will be sent an invitation to join.

When you join as a member of the private TPG Google Group, the club will distribute notifications, newsletters, contest events and holiday party info, etc. This information will keep you informed of all club activities throughout the year. You don't need a Gmail address to participate in Google Groups, but you do need to be a member of TPG.



Google Groups provides a great way of communicating with one another. If you have any questions or concerns about almost anything having to do with flying, building, finding another club member, etc., you can post them on Google Groups. It also allows you to send links and attachments, just like regular email.

...and, very importantly, since all postings/emails are done through Google Groups, your actual email address is not visible when notifications are sent out to the club members. Also, only members of the group can post to the group, so joining the group does not add to your spam burden.

So, verify that the club has your correct email, make sure you receive an invitation to join Google Groups and sign up!

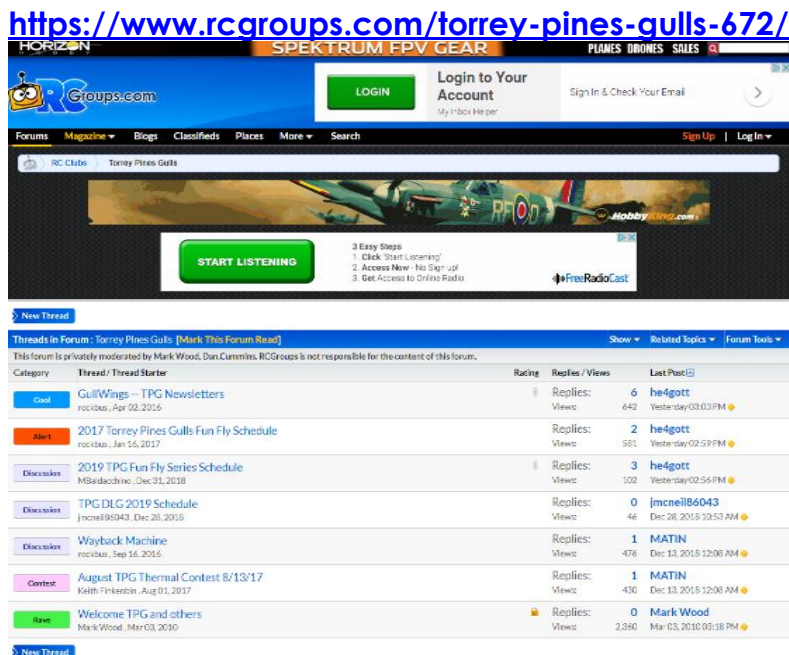
RCGroups – Torrey Pines Gulls Forum

Are you a member of ?

If you're not...**you should be!** RCGroups is the most widely used and active online Radio Control Community for everything RC, from planes to cars, to boats, drones, radios, power systems...pretty much anything RC! It includes forums, specific interest threads, blogs, discussions, etc....and, more importantly, The Torrey Pines Gulls Forum.

To get started, click on the link or web page below to get to the TPG Club forum. You can also get there from the **Clubs** link at the lower right of the RCGroups home page and scroll down to Torrey Pines Gulls.

<https://www.rcgroups.com/torrey-pines-gulls-672/>



Category	Thread / Thread Starter	Rating	Replies / Views	Last Post
Goal	GullWings – TPG Newsletters roccbas, Apr 02, 2016		Replies: 6 Views: 642	he4gott Yesterday 03:03 PM
Alert	2017 Torrey Pines Gulls Fun Fly Schedule roccbas, Jan 16, 2017		Replies: 2 Views: 581	he4gott Yesterday 02:59 PM
Discussion	2019 TPG Fun Fly Series Schedule MSLadachine, Dec 31, 2018		Replies: 3 Views: 102	he4gott Yesterday 02:56 PM
Discussion	TPG DLG 2019 Schedule jmcneil86043, Dec 28, 2018		Replies: 0 Views: 46	jmcneil86043 Dec 28, 2018 10:53 AM
Discussion	Wayback Machine roccbas, Sep 16, 2016		Replies: 1 Views: 476	MATIN Dec 13, 2018 12:08 AM
Contest	August TPG Thermal Contest 8/13/17 Keith Finkenich, Aug 01, 2017		Replies: 1 Views: 430	MATIN Dec 13, 2018 12:08 AM
News	Welcome TPG and others MarkWood, Mar 03, 2010		Replies: 0 Views: 2,360	MarkWood Mar 03, 2010 03:18 PM

If you haven't yet joined RCGroups, click on the **Sign Up** link at the upper right and follow the instructions.

Once you've navigated to the Torrey Pines Gulls Forum, you can subscribe to the Forum or to any of the individual threads within the Forum.

To subscribe to the Forum, click the **Forum Tools** link and select "Subscribe to This Forum" from the dropdown menu. Then choose from the notification dropdown menu. If you want to subscribe to a specific thread, click to open the thread, and click the **Thread Tools** link. Select "Subscribe to This Thread" from the dropdown menu. Again, choose from the notification dropdown menu.

Unlike the old Yahoo Forum, RCGroups allows you to post photos and videos. By subscribing, you can keep up with the latest events, club activities and member postings.

What do YOU think?

You can express your opinion at: www.torreypinesgulls.org.

We have a **QUESTIONS AND SUGGESTIONS** link in the drop-down menu that appears when you scroll over **TORREY PINES GULLS** next to **LOCATIONS, CALENDAR, MEMBERSHIP...** If you have any questions, concerns, suggestions, etc. for the board, here's your chance.

Check out the TPG Facebook Page

If you haven't had a chance yet, check out our TPG Facebook page by clicking the links below for new content posted by club members and friends.

<https://www.facebook.com/TorreyPinesGulls/>



Torrey Pines Gulls

1.1K likes • 1.1K followers



Promote

Manage

Edit

Posts About Mentions Followers **Photos** Videos More ▾

Photos

Add photos/video

Your Photos Albums



Club Officers and Contact Information

President	Chuck Norris	president@torreypinesgulls.org
Vice-President	Gary Fogel	vp@torreypinesgulls.org
Past President	Ian Cummings	
Secretary	Dale Gottdank	secretary@torreypinesgulls.org
Treasurer	Don Lochhead	treasurer@torreypinesgulls.org
Communications Officer	Dale Gottdank	communications@torreypinesgulls.org
Thermal Coordinator	Tom Watson	thermal@torreypinesgulls.org
Slope Coordinator	Mark Baldacchino	slope@torreypinesgulls.org
DLG Coordinator	Justin Tolman	dlg@torreypinesgulls.org
Membership Chair	Cliff Hunter	membership@torreypinesgulls.org
IHLGF Coordinator	Mike Smith	mike@themapsmith.com
LSF Coordinator	Gary Fogel	lsf@torreypinesgulls.org
Webmaster	Steve Hurd	web@torreypinesgulls.org
Media Coordinator	Mengchen Li	media@torreypinesgulls.org
Historian	Gary Fogel	historian@torreypinesgulls.org
TP Soaring Council (TPG)	Mark Baldacchino	soaringcouncil@torreypinesgulls.org

Executive Officers



Chuck Norris



Gary Fogel



Dale Gottdank



Don Lochhead



Tom Watson



Mark Baldacchino



Justin Tolman



Cliff Hunter

Photo of the Month Contest

Each month club members may submit photos of an activity related to soaring and the newsletter editor will post a **winner**.

A Photo of the Year winner will be selected from among the monthly winners and will receive a prize (their photo will be used as the website and newsletter masthead AND will appear on the following year's club membership card); so **horizontal format photos are preferred**.

Email your photos (**JPG format and original high-resolution version, please**) to Dale Gottdank at submit@torreypinesgulls.org. Please provide your name, location of photo and photo description. Note: December photo of the month winner(s) will be included in the following year's Photo of the Year competition.



December 2022 Co-Winner – Mike Lance & Thomas Moller flying Thomas's Mystique (Ian Cummings)

Photo of the Month Contest (continued)



December 2022 Co-Winner – Mark Canfield's Freestyler (Marty Dine photo)



December 2022 Co-Winner – Steve Condon launching his Vixen 2 at a TPG F5J contest (Bob Hirsch photo)

Photo of the Month Contest (continued)



February Winner – Ian Cummings launching his Cyril (Marty Dine photo)



Chuk Norris's new Yellow Jacket (Gary Fogel photo)

Photo of the Month Contest (continued)



Chuck Norris hi-start launching his new Yellow Jacket (Gary Fogel photo)



Hang glider pilot sharing the Torrey sky with an RC sailplane (Jonathan Dietch photo)
Click on this [LINK](#) or the photo to see a YouTube video of Jonathan's flight.

Photo of the Month Contest (continued)



March Winner – Arthur Markiewicz launching at the monthly TD contest at the Encinitas field (Cliff Hunter photo)



TPG Classified Ads Policy


Classified ads are free to TPG members for non-commercial purposes. Commercial customers should contact the editor. To submit an advertisement, send the information to communications@torreypinesgulls.org. Ads must be submitted by the 25th of the month to appear in the next issue. All advertisements will remain in the newsletter for the month of issue and will be removed for the following issue. If you wish to advertise for another month, you will need to notify the editor or resubmit.

Svenson Azizo

79" WS. Never flown.

2 channels. Painted fuse/film covered wing/silk dope(?) tail. Small puncture on wingtip and stabilizer.
\$40

Brad
310-809-4176





AND WANTED

Great Planes Spirit Elite ARF

78.5" WS. Personal airplane, great flier!

4 channels, 6 servos included (flaps/crow); wingtip damage, top wing punctured.

\$100

Brad

310-809-4176





AND WANTED

Soarcraft Kestrel 19

44" glass fuselage; 67" built-up wing panels. 1/8" wing rods.

2 channels. Needs TLC

\$60

Brad
310-809-4176





Quote of the Month:

“Gliders, sailplanes, they’re wonderful flying machines. It’s the closest you can come to being a bird.”

~ Neil Armstrong



Torrey Sunset (Marty Dine photo)